

Compact


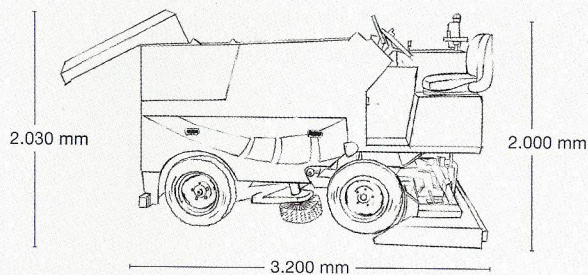



DIESEL

Motor	4 cylinders Lombardini LDW 1404, 1.372 cm ³ , water-cooled
Power	30 HP (22 kW) - 2.600 rpm
Torque	84 Nm - 2.000 U/min
Operating torque	2.600 rpm
Fuel tank	27 l diesel (autonomy ca. 10 working hours)
Drive	continuously adjustable hydraulic four-wheel drive

Speed	0 - 12 km/h
Snow tank	1,8 m ³ compacted 2,25 m ³
Water tank	600 l
Planing system	stainless steel X8Cr17
Weight	1.650 kg
Tires	175 / 70 R14C, 2 rows of spikes (100 pieces)
Colour	IC 201 blue

Wheelbase	1.420 mm
Track width	1.300 mm
Track radius	4.400 mm
Turning radius	3.750 mm
Dimensions	LxWxH 3.200 x 1.790 x 2.000 mm
Ground clearance	170 mm
Blade width	1.700 mm





WM COMPACT DIESEL

STANDARD EQUIPMENT

- | | |
|---|---|
| ▶ Snow breaker | ▶ Indicators on the drivers station |
| ▶ Side brush (hydraulic powered and swivelling) | - watertanklevel |
| ▶ Parking brake | - fueltanklevel |
| ▶ Board guide pulley | - engine rpm with control lamps |
| ▶ Hydraulic oil cooler | ▶ snowbin illumination |
| ▶ Side mirror rear | ▶ Coated snow bin |
| ▶ Side light | ▶ PLC control |
| ▶ 2 blades | ▶ Spring-suspended driver's seat |
| ▶ 2 wiping cloth | ▶ Easily accessible engine compartment (tiltable) |
| ▶ Flashing warning light | ▶ All tanks made of stainless steel |
| ▶ Audible signal for reversing and snow bin cover operation | |